TEAM FAB FIVE | STA 199, FALL 2026

Home-Field Advantage in European Soccer

Julia Boehringer, Aimee Kennerley, Matthew Ramsey,
Kate Winthrop, Cyril Rikh

Data: football-charts.com, 63,495 European matches, 2022 to 2026



Source: OneFootball- Instagram: https://www.instagram.com/p/DaQU4NMAjAE/?utm_source=ig_web_copy_link&mdxt=NTc4MTIwNjQ2YQ==

Does home-field advantage differ across Europe?

Home teams are often thought to have an edge: a familiar field, crowd support and no travel. We test how big that edge is in Europe, and where it is biggest.

63,495
matches

28
European countries

4
seasons, 2022 to 2026

We measure the edge four ways

1 Match results

2 Share of goals

3 Halftime leads

4 Comebacks

Source: football-charts.com; 76,928 matches worldwide, filtered to 28 European countries (all divisions)

Match Results

Home teams win more than away teams

Match results across 63,495 European matches (2022–2026)

SHARE OF ALL MATCHES



43.4%
HOME WINS
27,559 matches

25.7%
DRAWS
16,327 matches

30.9%
AWAY WINS
19,609 matches

Home wins exceed away wins by 7,950 matches (12.5 percentage points).

Share of Goals

Home teams scored 55% of all goals

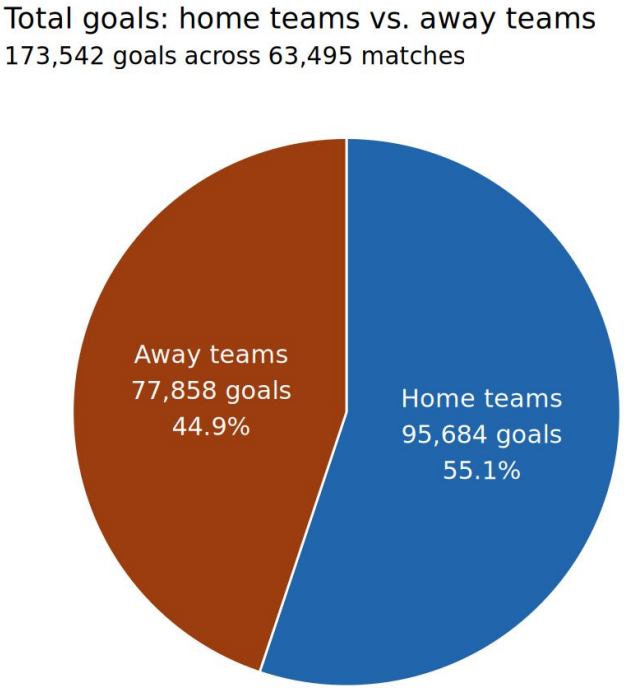

55%

of all goals were scored by home teams

Source: football_charts_matches.csv; current European-country subset.

Away teams are held scoreless more often

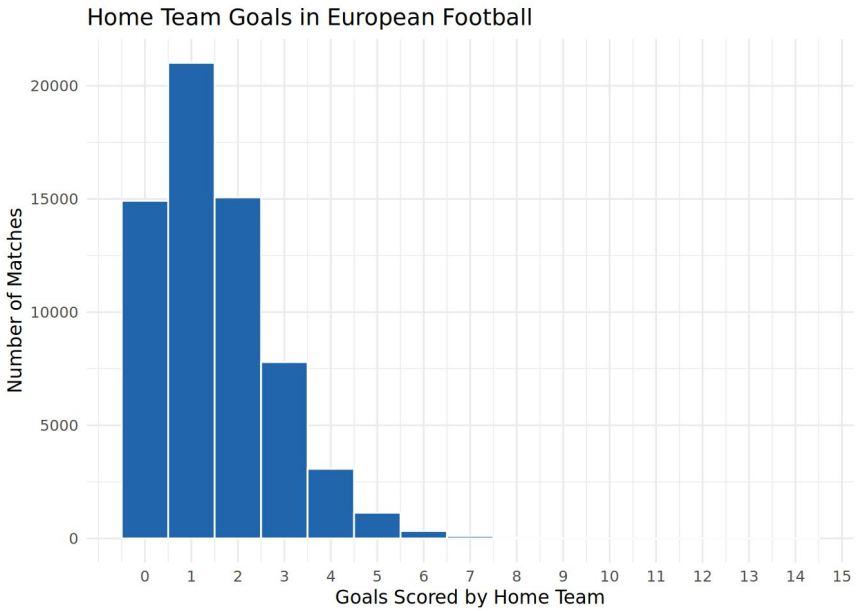

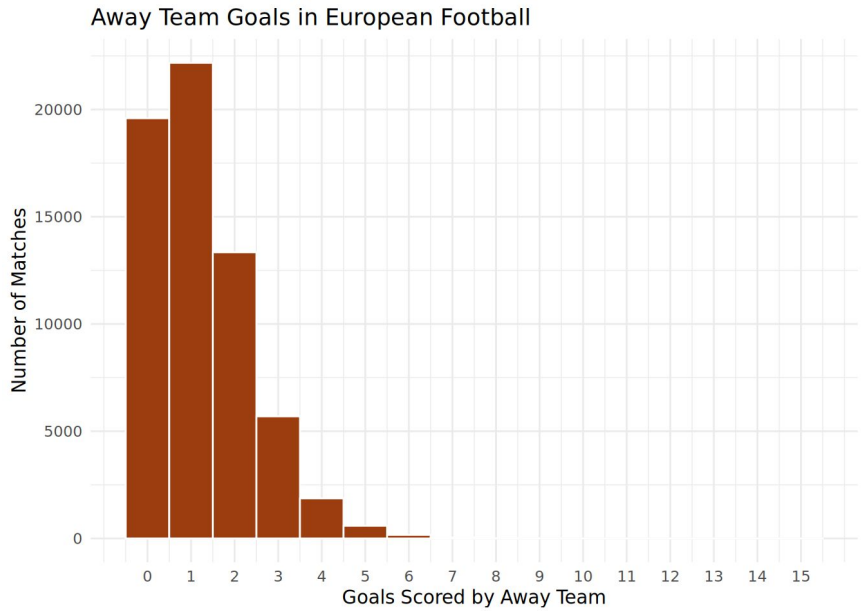

Both sides most often score 1 goal per match

But away teams score 0 far more often, and home teams reach 2+ goals more often

Halftime Leads

Home teams win more in all 73 leagues

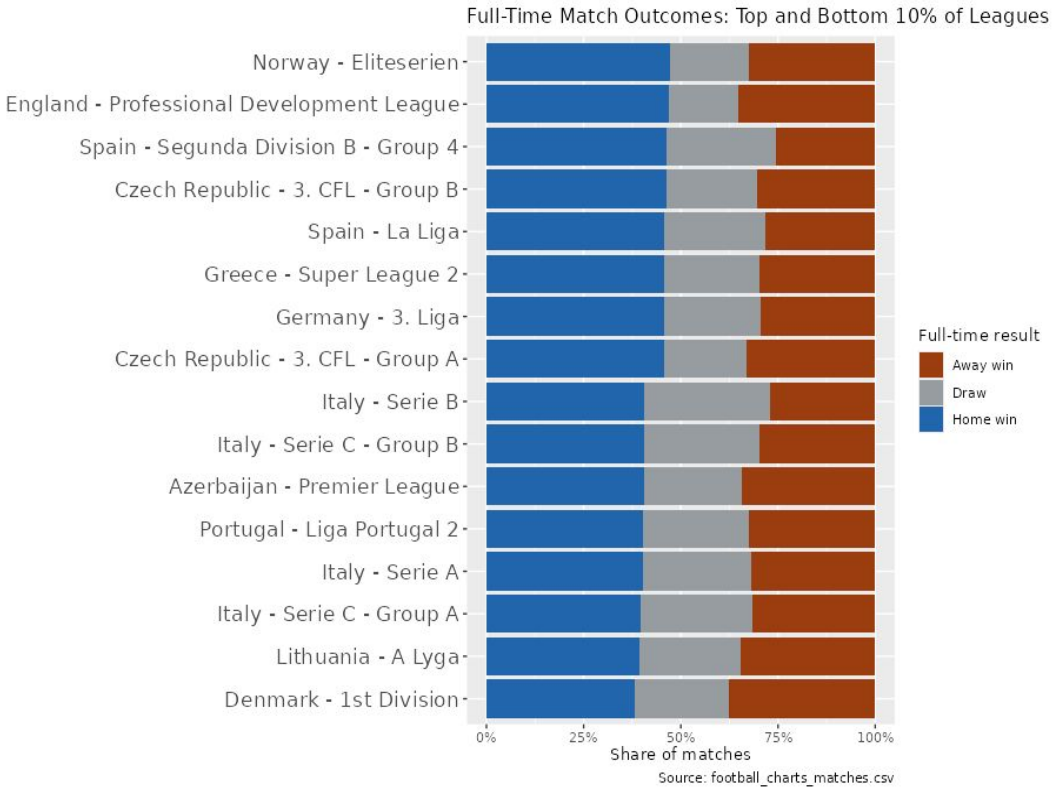

73 of 73

leagues where home wins outnumbered away wins

- Blue is home wins, gray is draws, red is away wins
- Shown: the 8 leagues with the highest home win share and the 8 with the lowest
- Even at the bottom, home teams win close to 40% of matches
- 4 of the 8 lowest are Italian leagues

Home teams lead at halftime a third more often

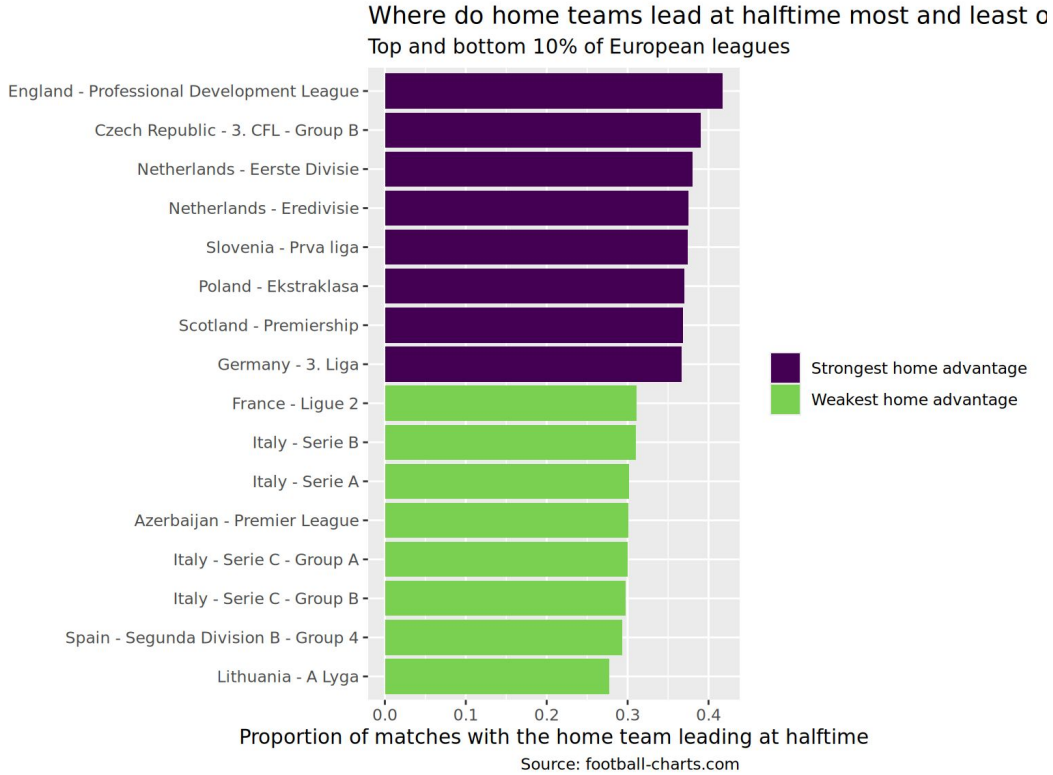

21,382

halftime leads for home teams, vs. 16,137 for away teams

- Purple: leagues with the strongest home edge
- Green: the weakest
- Italy has 4 of the 8 weakest leagues

Comebacks

Home teams come back more often

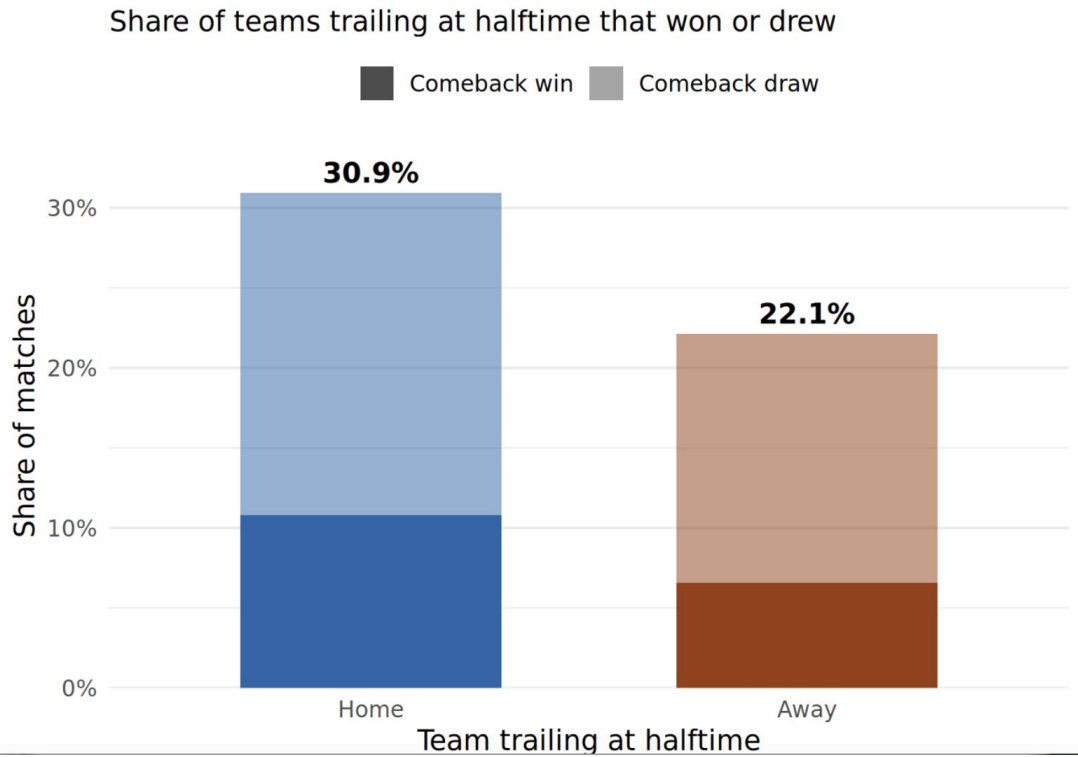

31% vs. 22%

of trailing teams avoid defeat, home vs. away

- Wins: 10.8% vs. 6.6%
- Draws: 20.1% vs. 15.5%
- 16,137 home and 21,382 away halftime deficits

Home teams hold an edge at every stage

What we found

- Home teams win more matches and score 55% of goals
- They lead at halftime about 1.3 times as often as away teams
- 31% of trailing home teams avoid defeat, vs. 22% away
- The halftime edge is larger in some leagues than others

Limitations

- Includes lower divisions, not only each country's top league
- Leagues contribute unequal numbers of matches
- Outside variables (crowds, travel, referees)
- The data does not record which team scored each goal